

2x2 LED Center Basket
Premium Performance 30 Watt



Features

- Available in 3000k (warm white), 3500k (warm/neutral white), 4000k (neutral white) and 5000k (cool white) color temperatures.*
- Long-life LEDs provide 81,000 hours of operation with at least 70% of initial lumen output (L70).**
- Uniform illumination with no visible LED pixelation.
- Universal 120-277 AC voltage (50-60Hz) is standard.
- 0-10vdc dimming capability is standard.
- Power factor > 0.90.
- Total harmonic distortion < 20%.
- Color rendering index > 80.
- Steel housing and acrylic lens.
- Easy installation in new construction or retrofit. Fits in standard 2' x 2' grid ceilings.
- Standard earthquake clips provide secure installation in grid ceilings.
- Standard mounting options include recessed mounting in grid ceilings, or suspended mounting using attached hanging brackets. For mounting in plaster or other hard ceiling, see Mounting Kits.

* Contact factory for other color temperatures and lumen packages.
** L70 hours are IES TM-21-11 calculated hours.

Sample Ordering Information

LCB-223030-MV
2'x2'
30 Watts
3,000K Color
Multi-Volt

Ordering Information					
Model	Length	Wattage	Color	Input Voltage	Accessory
LCB-	22: (2'x2')	30: (30 Watts)	30: 3000K 35: 3500K 40: 4000K 50: 5000K	-MV: 120 – 277 VAC	LCB-FK22: Flange Mount Kit

Project:	
Catalog#:	
Approved by:	

Applications

- Schools
- Hospitals
- Offices
- Stores

Description

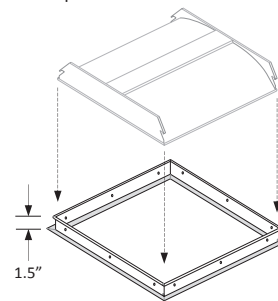
The premium-performance LCB-2230 is a 2' x 2' LED center basket luminaire, which offers industry-leading lumens per watt (LPW). The LCB-2230 is designed as a direct replacement for 2' x 2' fluorescent luminaires installed in grid ceilings. It is designed to deliver general ambient lighting in a variety of indoor settings, including schools, offices, hospitals and stores, and is the perfect choice for both new construction and retrofits. This high-efficacy luminaire provides long-life and uniform illumination, as well as standard 0-10vdc dimming capability.

Warranty and Listings

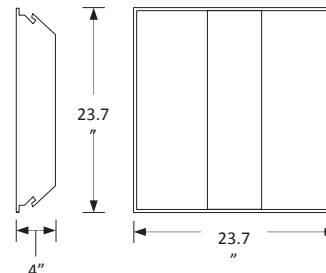
- UL listed for damp locations and insulated ceilings (IC-rated) for use in ambient temperatures from -25°C to 50°C (-13°F to 122°F).
- Complies with RoHS (Restriction on Hazardous Substances) requirements.
- Complies with FCC Part 15, part B.
- Complies with IEEE C.62.41-1991, input transient protection (2.5kV).
- 5-year warranty of all electronics and housing.

Flange Mounting Kit

Flange Mount Kit (LCB-FK22) mounts above plaster or other hard ceilings, and the panel is mounted flush to the ceiling.



Dimensions



Weight: 8.4 lbs.

2x2 LED Center Basket Premium Performance 30 Watt

Project:	
Catalog#:	
Approved by:	

Electrical

Model #	Color Temp.	CRI ¹	Luminaire Lumens	Luminaire Watts	Lumens Per Watt	Input Voltage ²	Input Current (A)			Power Factor	THD ³	L ₇₀ Hours ⁴
							120V	240V	277V			
LCB-223030-MV	3000K	> 80	3,709	30	124	120-277	0.25	0.13	0.11	> 90%	< 20%	81,000
LCB-223035-MV	3500K	> 80	3,709	30	124	120-277	0.25	0.13	0.11	> 90%	< 20%	81,000
LCB-223040-MV	4000K	> 80	3,766	30	126	120-277	0.25	0.13	0.11	> 90%	< 20%	81,000
LCB-223050-MV	5000K	> 80	3,823	30	128	120-277	0.25	0.13	0.11	> 90%	< 20%	81,000

¹Color Rendering Index.

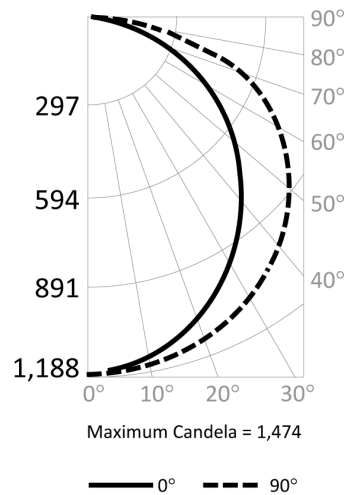
²All 50-60Hz.

³Total Harmonic Distortion.

⁴L₇₀ refers to the number of hours at which lumen output declines to 70% of the initial level. L₇₀ hours are IES TM-21-11 calculated hours

Photometric Data

Model: **LCB-223050-MV (3,823 lumens)**



Candlepower Summary

	0°	90°
0°	1,180	1,180
10°	1,171	1,164
20°	1,132	1,099
30°	1,067	995
40°	976	854
50°	868	690
60°	736	508
70°	565	315
80°	193	133
90°	0	0

Zonal Lumen Summary

Zone	Lumens	% Fixture
0° – 10°	116	3.0%
0° – 20°	450	11.8%
0° – 30°	959	25.1%
0° – 40°	1,582	41.4%
0° – 50°	2,246	58.8%
0° – 60°	2,878	75.3%
0° – 70°	3,408	89.1%
0° – 80°	3,744	97.9%
0° – 90°	3,823	100.0%
90° – 180°	0	0%
0° – 180°	3,823	100.0%

Cone of Light

