

Magnetic ballasts affected by EPACK2005

Ballast Model Number	Suggested Replacement
M1/40RS-120	N/A
M1/40RS-277	N/A
M2/40RS-120	E2/40RS-120MC
M2/40RS-277	E2/40RS-277
M2/75IS-120	E2/75IS-120MC or EP2/75IS-MV/SC
M2/75IS-277	E2/75IS-277 or EP2/75IS-MV/SC
M2/110RS-120	E2/110RS-120 or EP2/110RS-MV
M2/110RS-277	E2/110RS-277 or EP2/110RS-MV

If you have questions about what Howard Lighting Products is doing to ensure our products meet or exceed these government regulations, contact our customer service support department at **800.956.3456** between 8:00 a.m. and 5:00 p.m. CST, or by e-mail at lighting@howard-ind.com.



HOWARD™

LIGHTING PRODUCTS

HOWARD™



LIGHTING PRODUCTS

Energy Policy Guide

Phasing Out
Magnetic Fluorescent Ballasts to
Electronic Fluorescent

Experience the Howard Advantage

580 Eastview Drive Laurel, MS 39443
P.O. Box 1590 Laurel, MS 39441
800.956.3456 general
601.422.0033
601.422.1652 fax
lighting@howard-ind.com

Follow us on |  

Sales Contact:



HowardLightingProducts.com



Visit us online at HowardLightingProducts.com
or call us at 800.956.3456.

Visit us online at HowardLightingProducts.com
or call us at 800.956.3456.

Energy Policy Act Information

Fluorescent Ballast Efficiency Baseline Increases

The Department of Energy finalized a rule regarding the manufacture and sale of fluorescent lamp ballasts that will result in significant energy savings and emissions reductions. The commercial and industrial lighting sector will be subject to new energy-efficient lighting regulations beginning April 1, 2005. Under these new regulations ballast manufacturers may no longer produce ballasts for installation into new lighting fixtures unless they meet the new minimum Ballast Efficacy requirements (BEF's). These regulations affect ballast that operates T12 fluorescent lamps. The new regulation has a different effective date for new fixtures versus replacing existing ballast in the field or replacement ballasts. With existing technology today, only electronic ballasts comply with these new DOE guidelines. The following is a summary of this new regulation and the products and markets affected.

Ballast Regulations

T12 magnetic ballast for replacement purposes in existing installations can be manufactured until June 30, 2010, but must meet the following requirements:

- Be labeled "for Replacement Use Only"
- Have leads shorter than the length of lamps intended to be operated
- Be shipped in packages not exceeding 10 ballasts
- Meet existing T12 magnetic BEF criteria

Exemptions include:

- T12 dimming ballasts that dim to 50% or less
- Two lamp F96T12HO ballast designed for -20°F operation and used in an outdoor sign
- Magnetic ballasts with power factors less than 0.90 designed and labeled for residential building applications

The lamps covered and BEF numbers are as follows:

Application	Ballast Input Wattage	Ballast Efficacy Factor
One F40T12 lamp	120 or 277	2.29
Two F40T12 lamps	120 or 277	1.17
Two F96T12 lamps	120 or 277	0.63
Two F96T12HO lamps	120 or 277	0.39

Minimum requirements have not been set for T8 lamps, since there are a few applications where electronic ballast would not be used and the low frequency magnetic ballasts would be necessary.

Important Effective Dates

July 1, 2005 ballast manufacturers can no longer sell ballasts for use in new fixtures that do not meet the BEF requirements. Replacement ballasts marked "For Replacement Use Only" is to be provided until the final implementation date.

April 1, 2006 lighting fixtures manufacturers can no longer incorporate ballast that do not meet the new BEF requirements in new fixtures.

July 1, 2010 ballasts, including replacements, can no longer be manufactured unless they meet the new BEF Guidelines.

It's Easy to replace a magnetic ballast with an electronic ballast

Four Foot Lamp Application:

F40T12 Electronic Ballast E2/40RS-120MC & E2/40RS-277

Two lamp magnetic ballasts have 2 Red, 2 Blue, and 2 Yellow wires. Two lamp electronic ballasts have 2 Blue and 1 Red Wires. Wire 2 Yellow wires from fixture to the Red wire from ballast, wire the two Red wires from fixture to one of the Blue wires from ballast, and wire the two Blue wires from fixture to the other Blue wire from the ballast.

Other features:

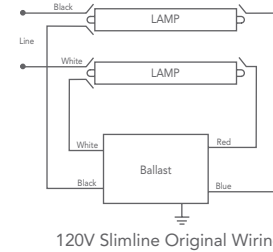
- If you replace T12 lamps with T8 lamps, then you do not need to replace the tube sockets.
- Can operate three lamps in a four lamp fixture or one lamp in a two lamp fixture by capping one blue ballast lead.

Eight Foot Lamp Application:

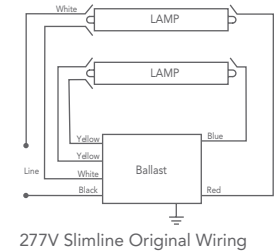
F96T12 Slimline Electronic Ballast EP2/75IS/MV/SC, E2/75IS-120MC & E2/75IS-277

Can be used with the F96T12 tube; you won't have to replace the sockets in the fixture. Wiring from magnetic to electronic is a little different with this ballast. Please see the diagram below. This information is also available on our website.

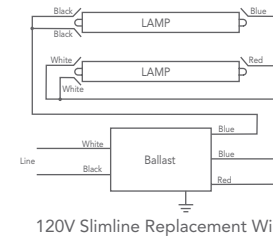
Installation instructions for Slimline Magnetic retrofit to Electronic



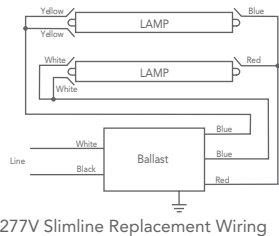
120V Slimline Original Wiring



277V Slimline Original Wiring



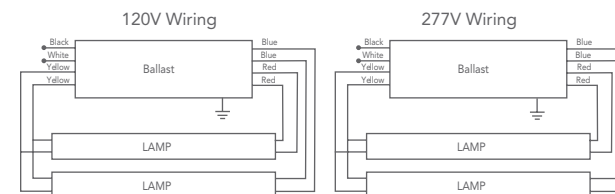
120V Slimline Replacement Wiring



277V Slimline Replacement Wiring

F96T12HO Electronic Ballast EP2/110RS-MV, E2/110RS-120 & E2/110RS-277

Can be used with the F96T12HO tube; you won't have to replace the sockets in the fixture. Please see the diagram below. This information is also available on our website.



Electronic ballasts are rated for Class P outside applications and operate in cold weather down to 0 degrees Celsius. Magnetic ballasts only operate above 50 degrees Celsius.